


WApHC Spring Spotactular

Black River Falls, WI

May 19th -20th

Pattern Book



Working Cowhorse - #1

Reining - #7

Western Riding - #1

Ranch Riding - #1

Ranch Reining - #4

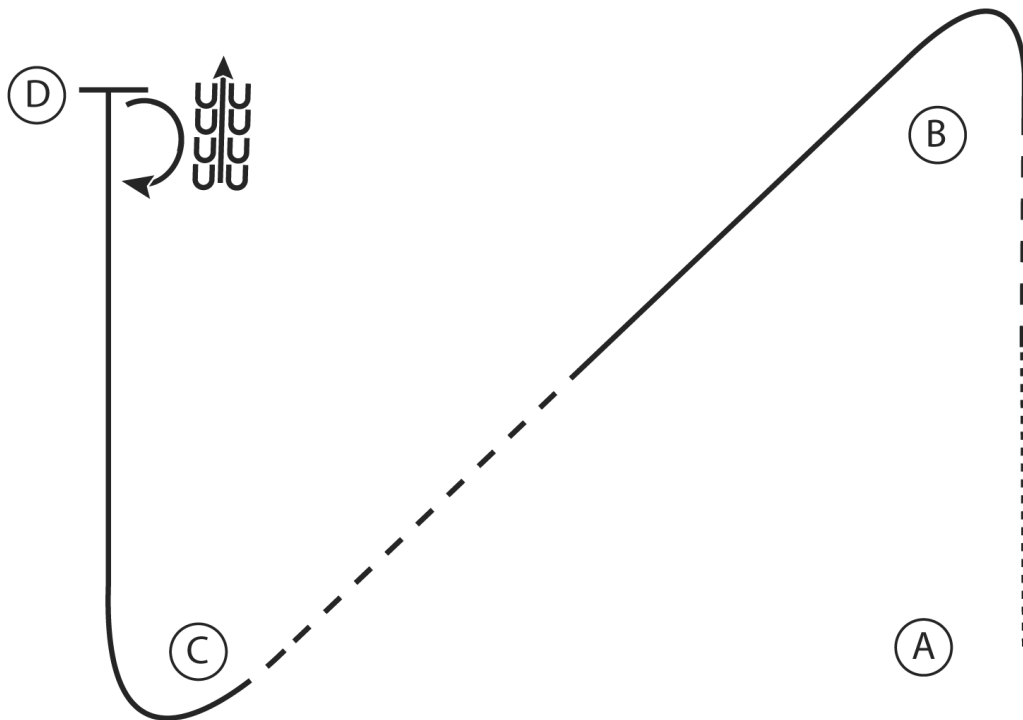
WApHC Spring Spotacular

hunt seat equitation (NP, 35&up, Masters, 13&under, 14-18)

Show Date: 05-19-2018

www.HorseShowPatterns.com

www.HorseShowPatterns.com



1. Walk halfway from A to B
2. Sitting trot to B
3. At B canter on the left lead halfway to C
4. Posting trot to C
5. At C canter on the right lead to D
6. Stop at D and perform a 180 degree turn to the right on the forehand
7. Back 4 steps

Walk
Trot	-----
Extended Trot	-----
Canter	—————
Leg Yield	
Lead Change	↘
Back	←←←←
Marker	(B)
Sidepass	←←←←

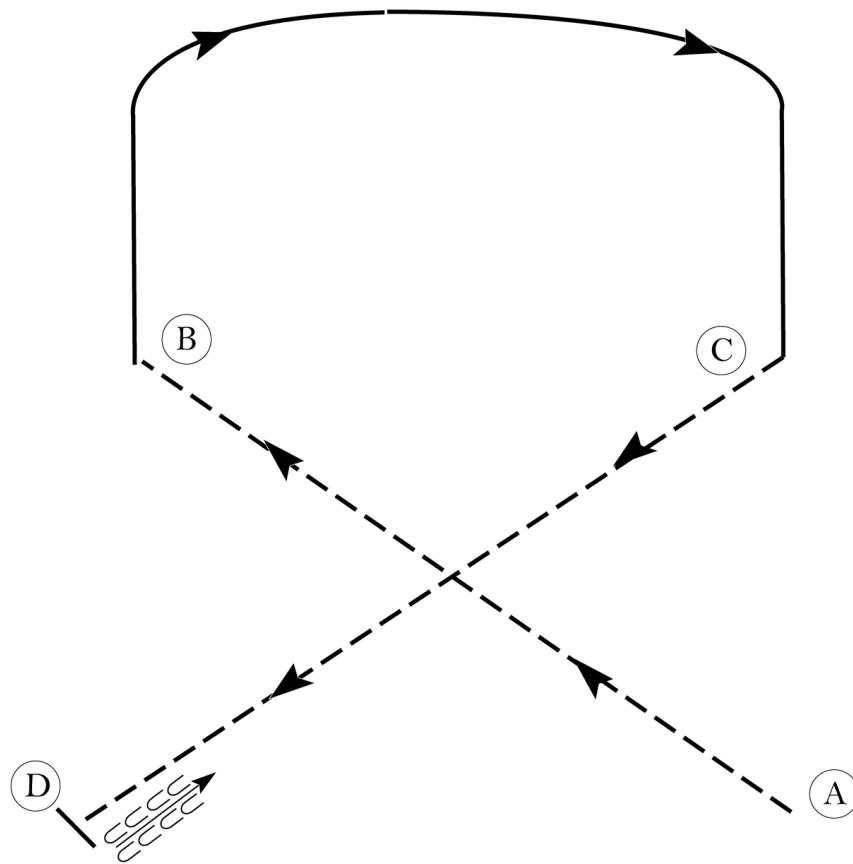
[HSE/2-11]

Pattern Provided by:
Steve Goretska

WApHC Spring Spotacular

hunt seat equitation (novice NP & youth)

Show Date: 05-19-2018



Be ready at A.

1. Posting trot on the left diagonal to B.
2. Canter right lead to C.
3. Posting trot on the right diagonal 1/2 way to D.
4. Sitting trot to D.
5. Halt at D and back approximately one horse length.

Exit at a sitting trot.

Walk	-----
Trot	- - - - -
Extended Trot	— — — — —
Canter	—————
Leg Yield	
Lead Change	— / —
Back	← ← ← ← ←
Marker	(B)
Sidepass	← ← ← ← ←
Hand Gallop	— — — — —

[HSE/1-23]

Pattern Provided by:
Steve Goretska

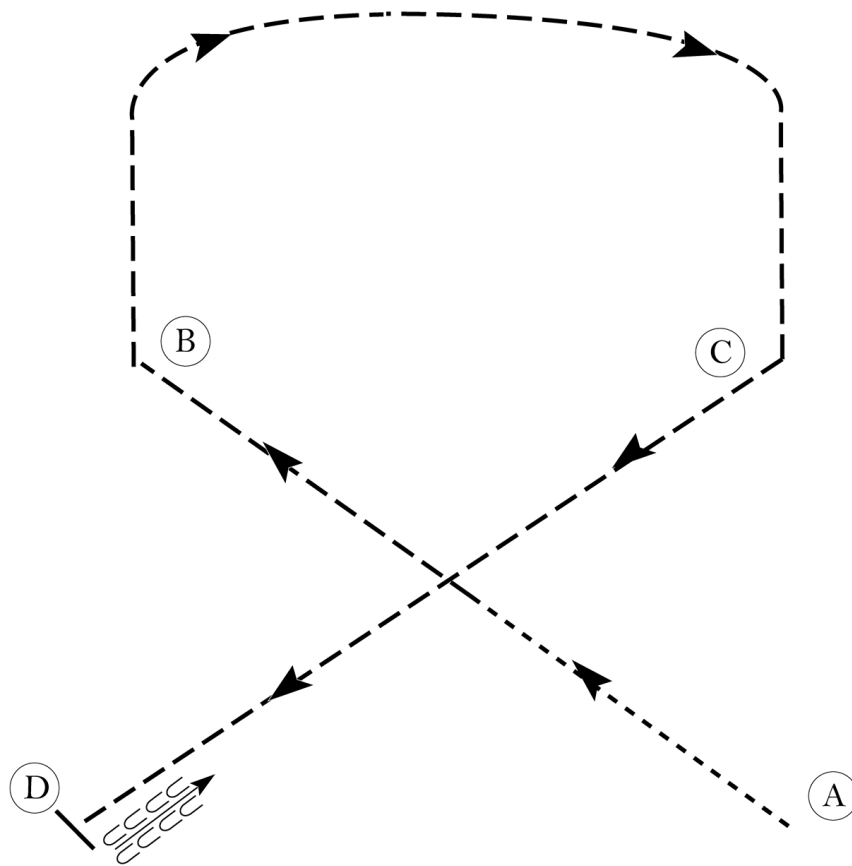
www.HorseShowPatterns.com

www.HorseShowPatterns.com

WApHC Spring Spotacular

hunt seat equitation (N/P, 10&under, 11-18 walk/trot)

Show Date: 05-19-2018



Be ready at A.

1. Walk 1/2 way to B.
2. Posting trot on the left diagonal to B.
3. Sitting trot to C.
4. Posting trot on the right diagonal 1/2 way to D.
5. Sitting trot to D.
6. Halt at D and back approximately one horse length.

Exit at a sitting trot.

Walk	-----
Trot	- - - - -
Extended Trot	— — — —
Canter	— — — —
Leg Yield	
Lead Change	— / —
Back	← ← ← ← ←
Marker	(B)
Sidepass	← ← ← ← ←
Hand Gallop	— — — —

[HSE/WT-23]

Pattern Provided by:

Steve Goretska

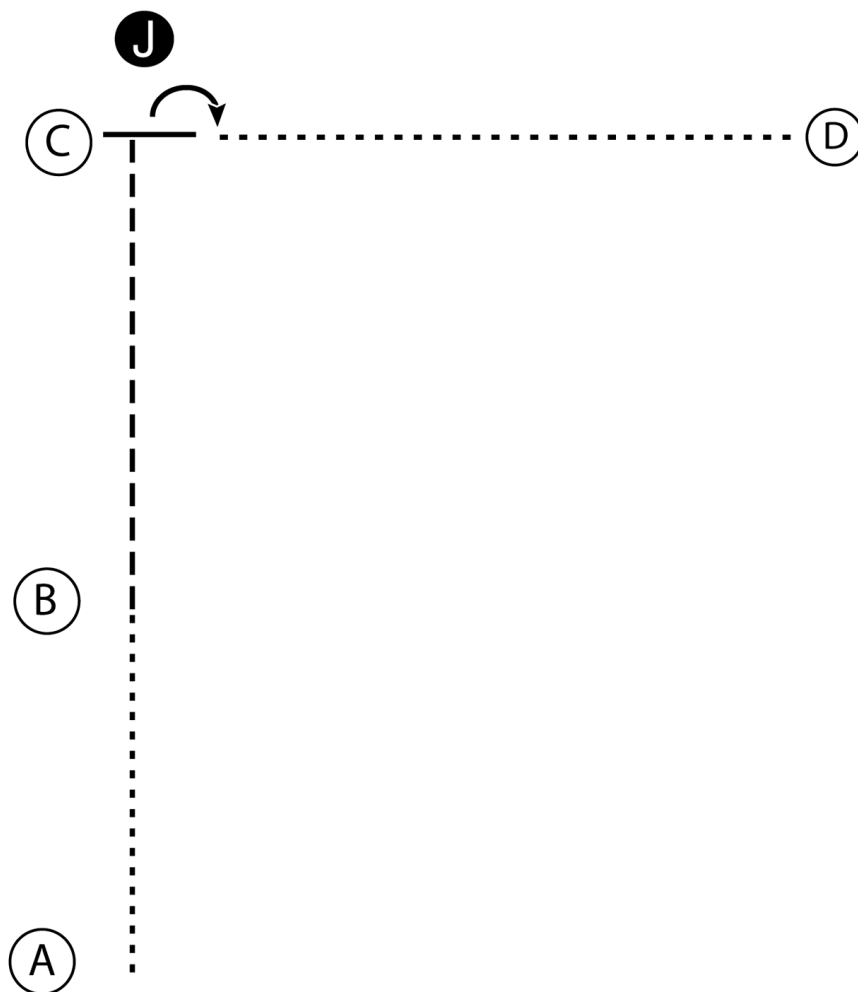
WApHC Spring Spotacular

showmanship (10& under, nov 18& under, nov NP)


Show Date: 05-19-2018

w w w . H o r s e S h o w P a t t e r n s . c o m

w w w . H o r s e S h o w P a t t e r n s . c o m



1. Walk from A to B.
2. Trot from B to C.
3. Stop at C and set up for inspection.
4. When dismissed perform a 90 degree turn.
5. Walk to D.

Walk
Trot - - - - -
Back ← 
Marker (B)
Judge (J)

[S/1-4]

Pattern Provided by:
Steve Goretska

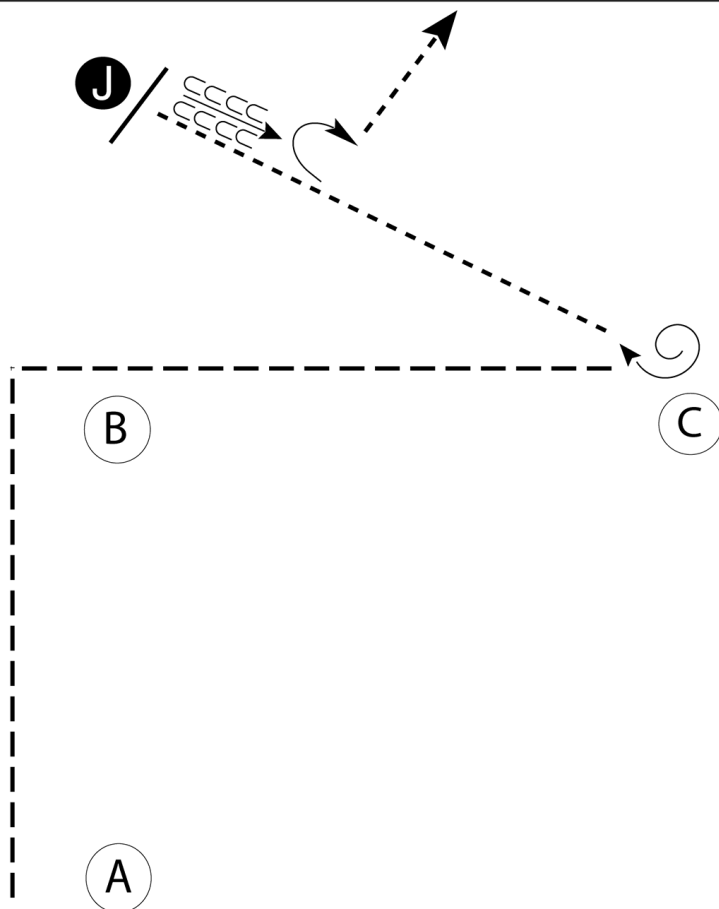
WApHC Spring Spotacular

english showmanship (all)

Show Date: 05-19-2018

www.HorseShowPatterns.com

www.HorseShowPatterns.com



Be ready at A.

1. Trot to B.
2. Trot the corner at B and continue to trot to C.
3. Stop at C.
4. 1 5/8 turn at C.
5. Walk to judge and set up for inspection.
6. When dismissed, back one horse length.
7. 1/4 turn and walk off.

Walk	-----
Trot	- - - - -
Back	← — — — — — — — — —
Marker	Ⓟ
Judge	Ⓝ

[S/2-20]

Pattern Provided by:
Steve Goretska

WApHC Spring Spotacular

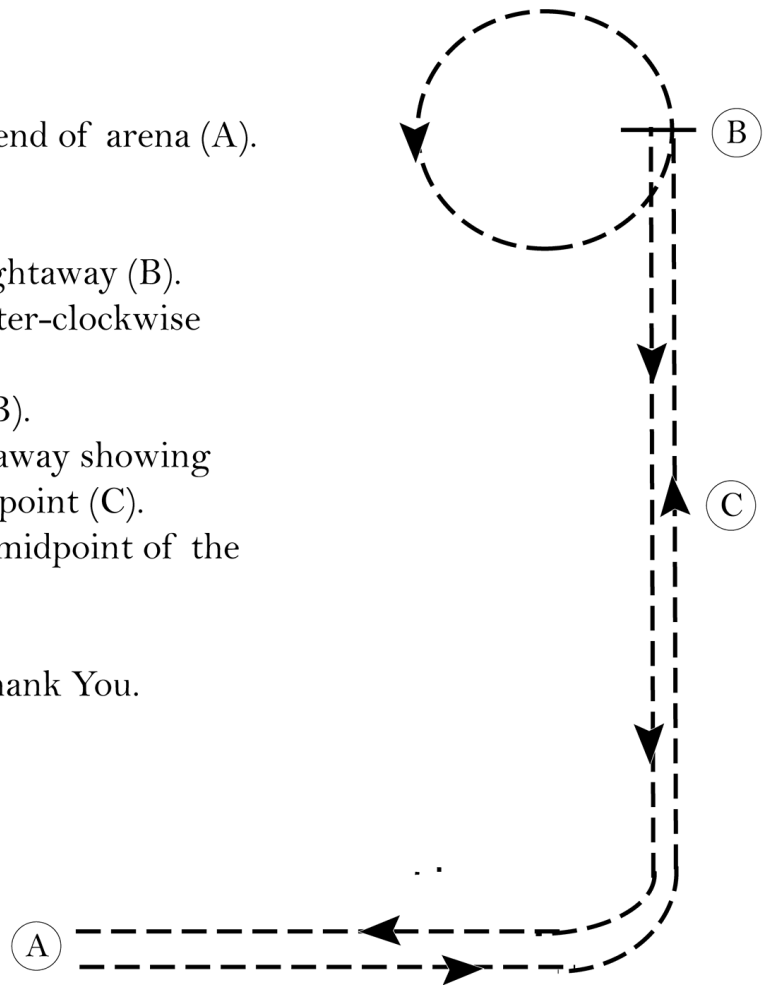
saddle seat equitation (all)

Show Date: 05-19-2018

Begin at the mid-point of the in gate end of arena (A).

1. Trot along the rail to the right.
2. Briefly stop at the end of the straightaway (B).
3. Trot a circle at the curve in a counter-clockwise direction.
4. Close the circle, then stop briefly (B).
5. Reverse and trot down the straightaway showing one change of diagonal at the midpoint (C).
6. Continue around the curve to the midpoint of the turn (A).

The workout has been completed - Thank You.



Walk
Trot	-----
Extended Trot	-----
Canter	—————
Lead Change	///
Back	~~~~~
Reference Point	(B)

[SSE/1]

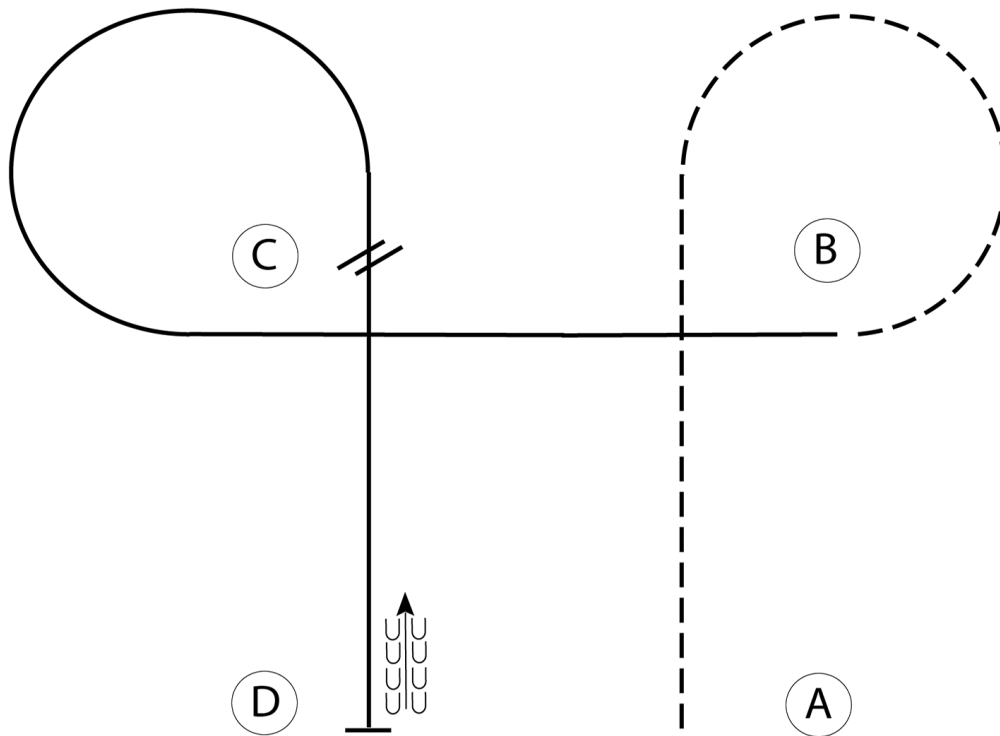
Pattern Provided by:

Steve Goretska

WApHC Spring Spotacular

western horsemanship (all except w/t and novice)

Show Date: 05-19-2018



Be ready at A.

1. Jog A to B.
2. Jog a circle around B.
3. At B, lope on the right lead to C.
4. Lope a circle around C.
5. At C, perform a simple lead change and continue to D.
6. At D, stop and back one horse length.

Follow the instructions of your ring steward.

Walk	-----
Jog	-----
Extended Jog	-----
Lope	—————
Leg Yield	
Lead Change	— / —
Back	← ⊂ ⊂ ⊂ ⊂ ⊂
Marker	⊙
Sidepass	←-----→

[WH/2-13]

Pattern Provided by:

Steve Goretska

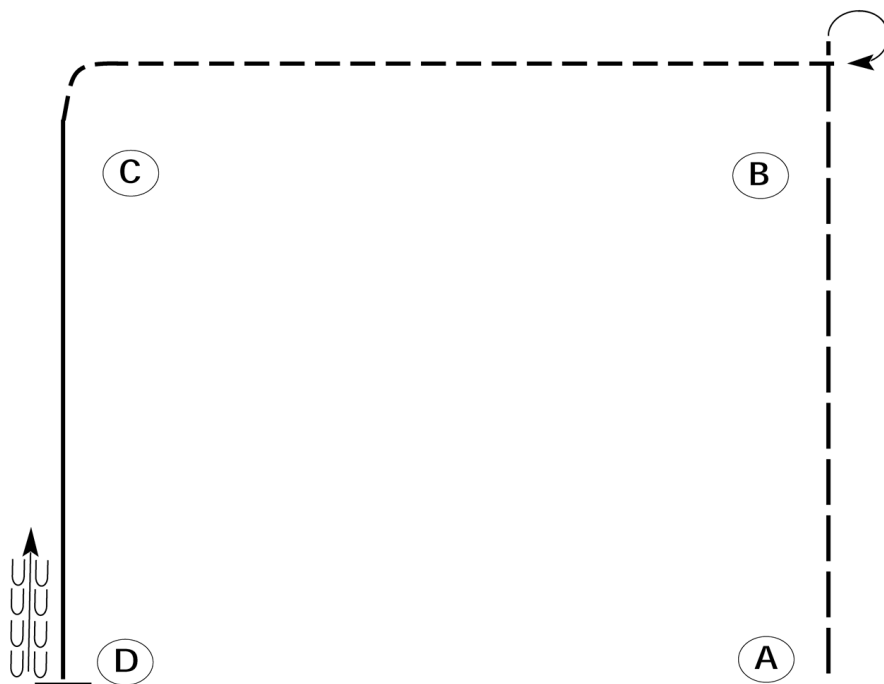
w w w . H o r s e S h o w P a t t e r n s . c o m

w w w . H o r s e S h o w P a t t e r n s . c o m

WApHC Spring Spotacular

western horsemanship (novice NP & youth)

Show Date: 05-19-2018



Be ready at A.

1. Extended jog from A to B.
2. Stop past B and execute a 270 degree turn to the right.
3. Jog from B around C.
4. Lope on the left lead from C to D.
5. Stop at D and back one horse length.

Please exit at a jog.

Walk	-----
Jog	-----
Extended Jog	-----
Lope	-----
Leg Yield	
Lead Change	↙
Back	←←←←←
Marker	⊙ B
Sidepass	←-----→

[WH/1-23]

Pattern Provided by:
Steve Goretska

www.HorseShowPatterns.com

www.HorseShowPatterns.com

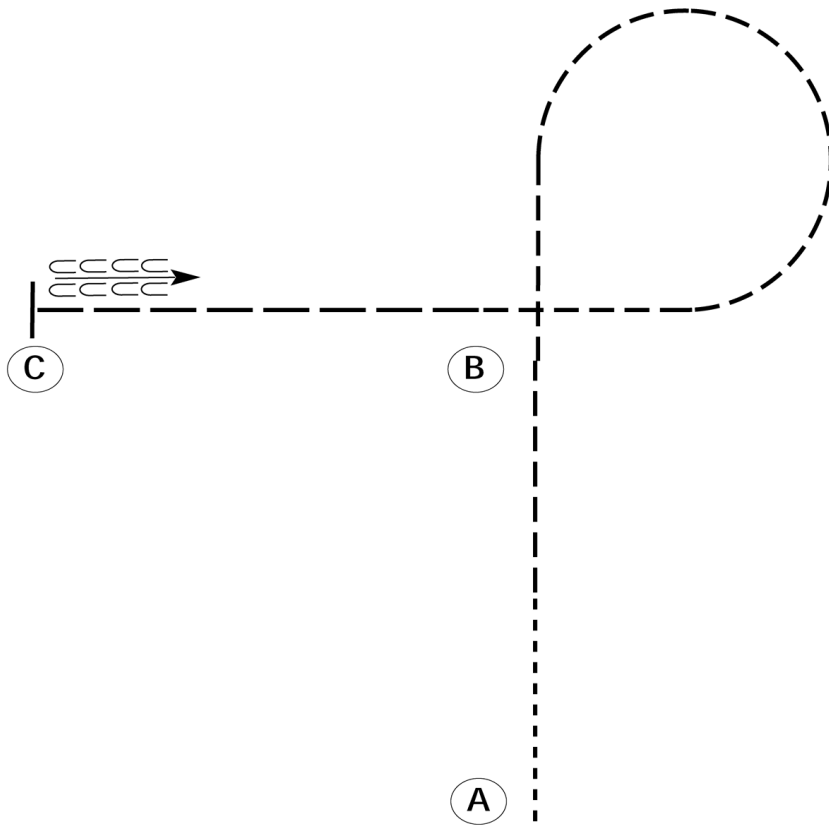
WApHC Spring Spotacular

western horsemanship (w/t NP, 10&under 11-18)

Show Date: 05-19-2018

www.HorseShowPatterns.com

www.HorseShowPatterns.com



Be ready at A.

1. Walk from A 1/2 way to B.
2. Jog the rest of the way to B.
3. Jog a circle to the right.
4. Extend the jog from B to C.
5. Stop at C and back one horse length.

Retire to the rail or line up at a jog.

Walk

Jog

Extended Jog

Lope

Leg Yield

Lead Change

Back

Marker

Sidepass

[WH/WT-25]

Pattern Provided by:

Steve Goretska

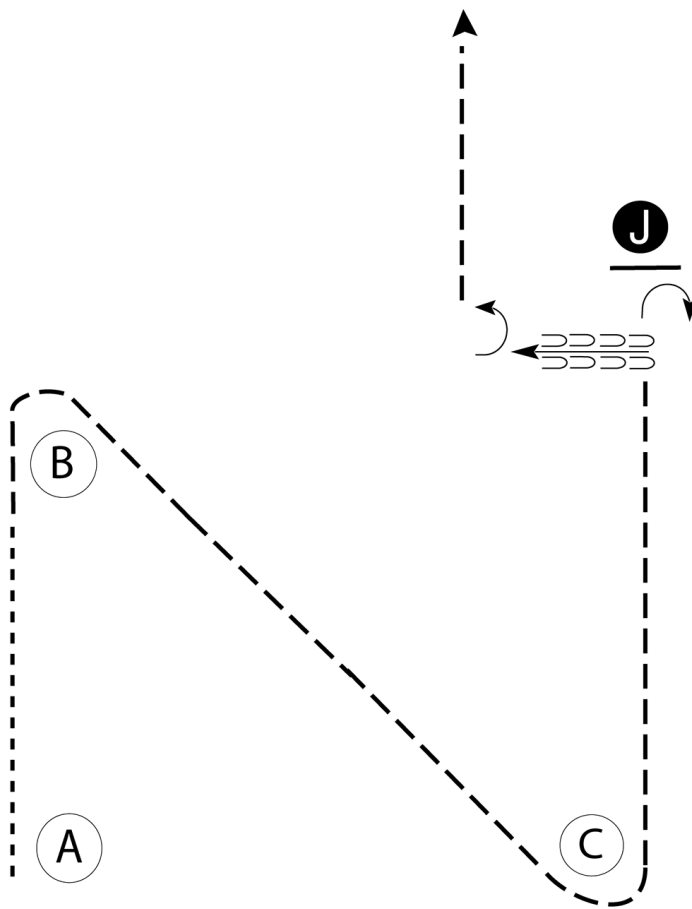
WApHC Spring Spotacular

showmanship (all except english, novice, 10& under)

Show Date: 05-19-2018

w w w . H o r s e S h o w P a t t e r n s . c o m

w w w . H o r s e S h o w P a t t e r n s . c o m



Be ready at A.

1. Walk to B.
2. Trot around B and C and straight to judge.
3. Stop and set up for inspection.
4. When dismissed, turn 1/4 turn to the right.
5. Back one horse length.
6. Perform a 90 degree pull turn left.
7. Trot straight away to finish.

Walk	-----
Trot	- . - . - . - . - . - . - . - . - .
Back	←
Marker	ⓑ
Judge	ⓙ

[S/2-22]

Pattern Provided by:
Steve Goretska